



District 6 Code Analysis - 01/09/2023

Data extracted for Code complaint cases opened between October 1st, 2021 - September 30st, 2022

All Complaint Cases

Reported Complaint Type	Total	Commercial	Neighborhood	Multifamily
Land Use	238	33	177	28
Property Abatement	696	79	551	66
Structure Condition	283	30	206	47
Work Without Permit	36	4	29	3
SWS Chp 15	-	-	-	-
Total	1,253	146	963	144
Total Percent of Citywide Complaints	4.4%	3.6%	5.2%	2.5%

Repeat Offender, Short Term Rental, and Rooming and Boarding Home Complaint Cases

**Filtering complaint cases by complaints occurring at Repeat Offender Properties (ROP), Short Term Rentals (STR), or Rooming and Boarding Homes (RBH). Austin Code categorizes them as Operating Licenses types.*

Case Code	Total	Commercial	Neighborhood	Multifamily
Repeat Offender Properties	44	-	44	-
Short Term Rentals	24	-	22	2
Rooming and Boarding Homes	1	-	1	-
Total	69	-	67	2
Total Percent of Citywide Complaints	0.2%	0.0%	0.4%	0.0%

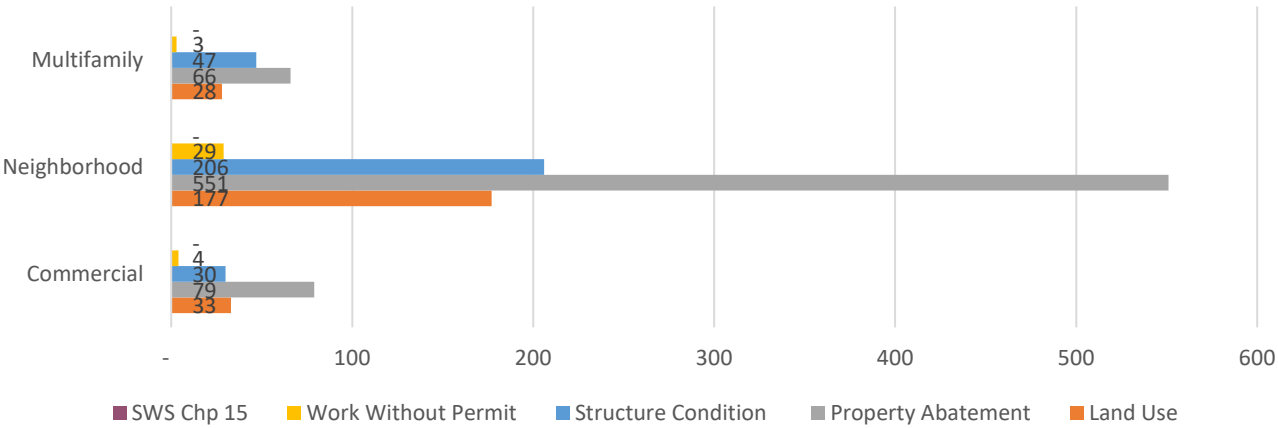
Reported Complaint Type	Total	ROP	STR	RBH
Land Use	238	1	24	-
Property Abatement	696	1	-	-
Structure Condition	283	42	-	1
Work Without Permit	36	-	-	-
SWS Chp 15	-	-	-	-
Total	1,253	44	24	1
Total Percent of Citywide Complaints	4.4%	2.0%	1.4%	2.7%

Council District Matrix - All Complaint Cases

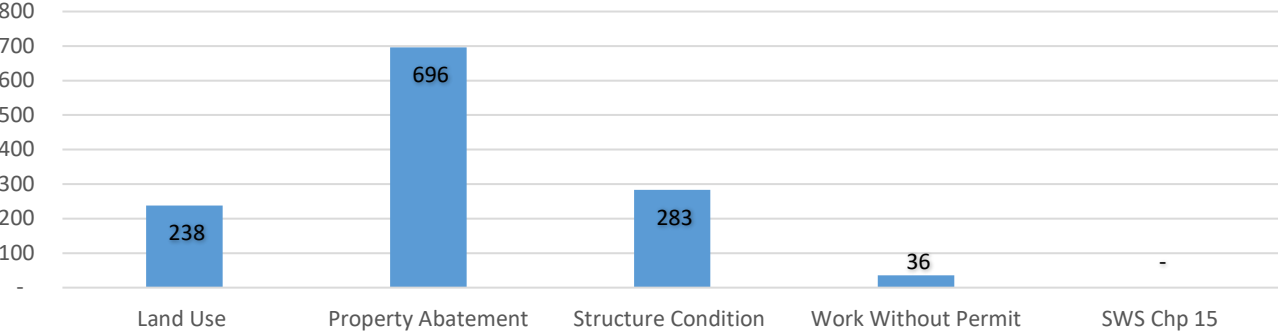
This matrix shows your Council District's percentage of total complaint cases in comparison with others.

Council District	% Total	% Commercial	% Neighborhood	% Multifamily
District 1	16.5%	13.3%	17.8%	14.3%
District 2	8.5%	7.9%	9.5%	5.8%
District 3	14.7%	18.5%	13.4%	16.3%
District 4	17.4%	19.5%	14.9%	24.0%
District 5	8.3%	6.6%	9.9%	4.4%
District 6	4.4%	3.6%	5.2%	2.5%
District 7	7.2%	6.6%	7.7%	5.9%
District 8	3.4%	1.9%	4.2%	1.7%
District 9	12.9%	18.1%	9.3%	21.1%
District 10	6.6%	3.9%	8.0%	4.0%

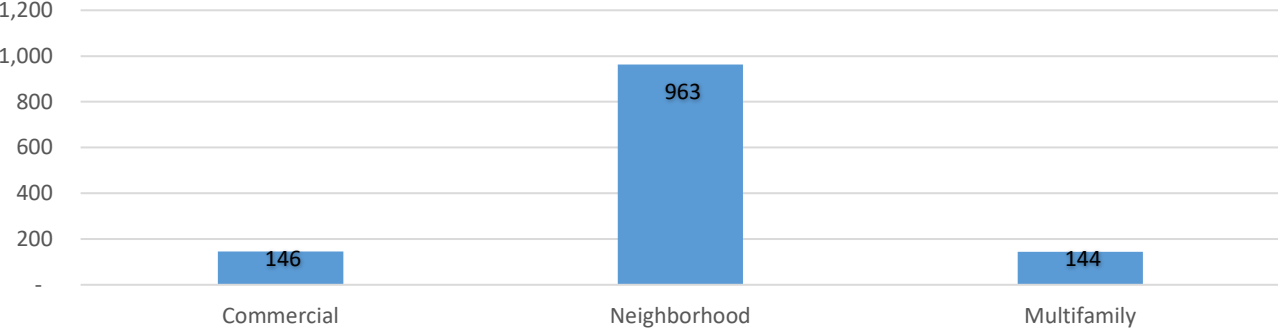
Complaint Case Types by Zoning Designation



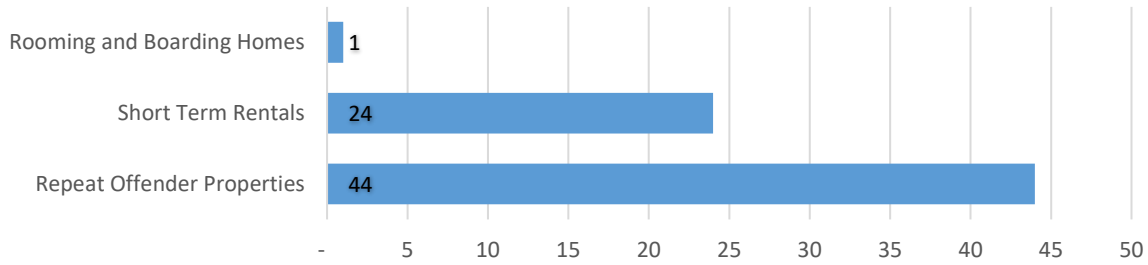
Complaint Cases by Complaint Type



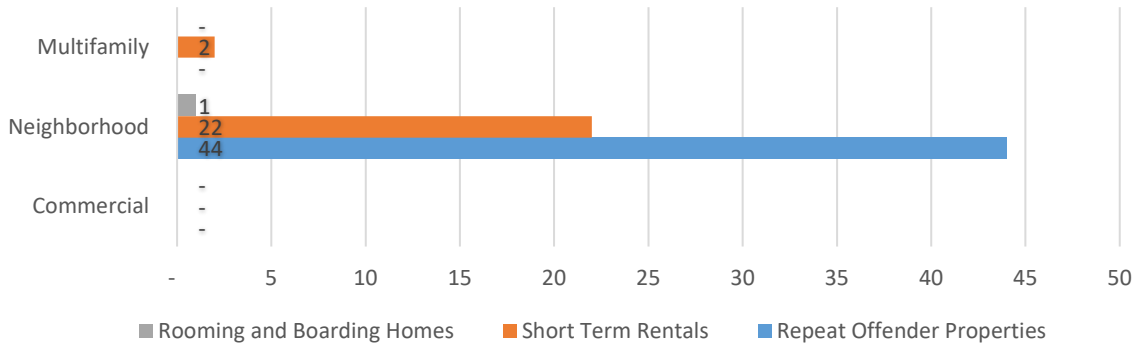
Complaint Cases by Zoning Designation



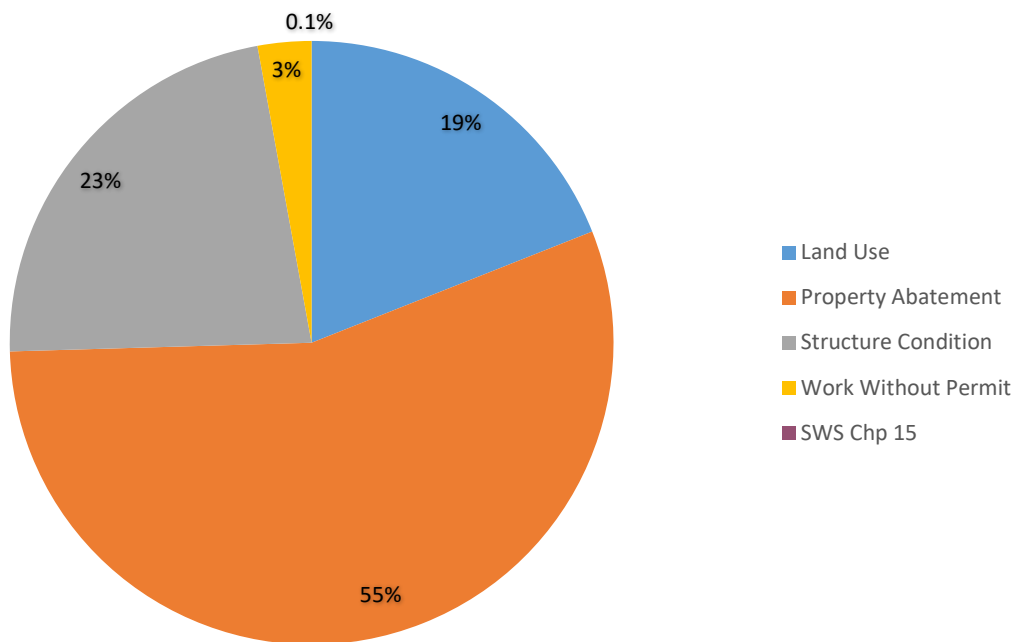
Complaint Cases by Operating License Types



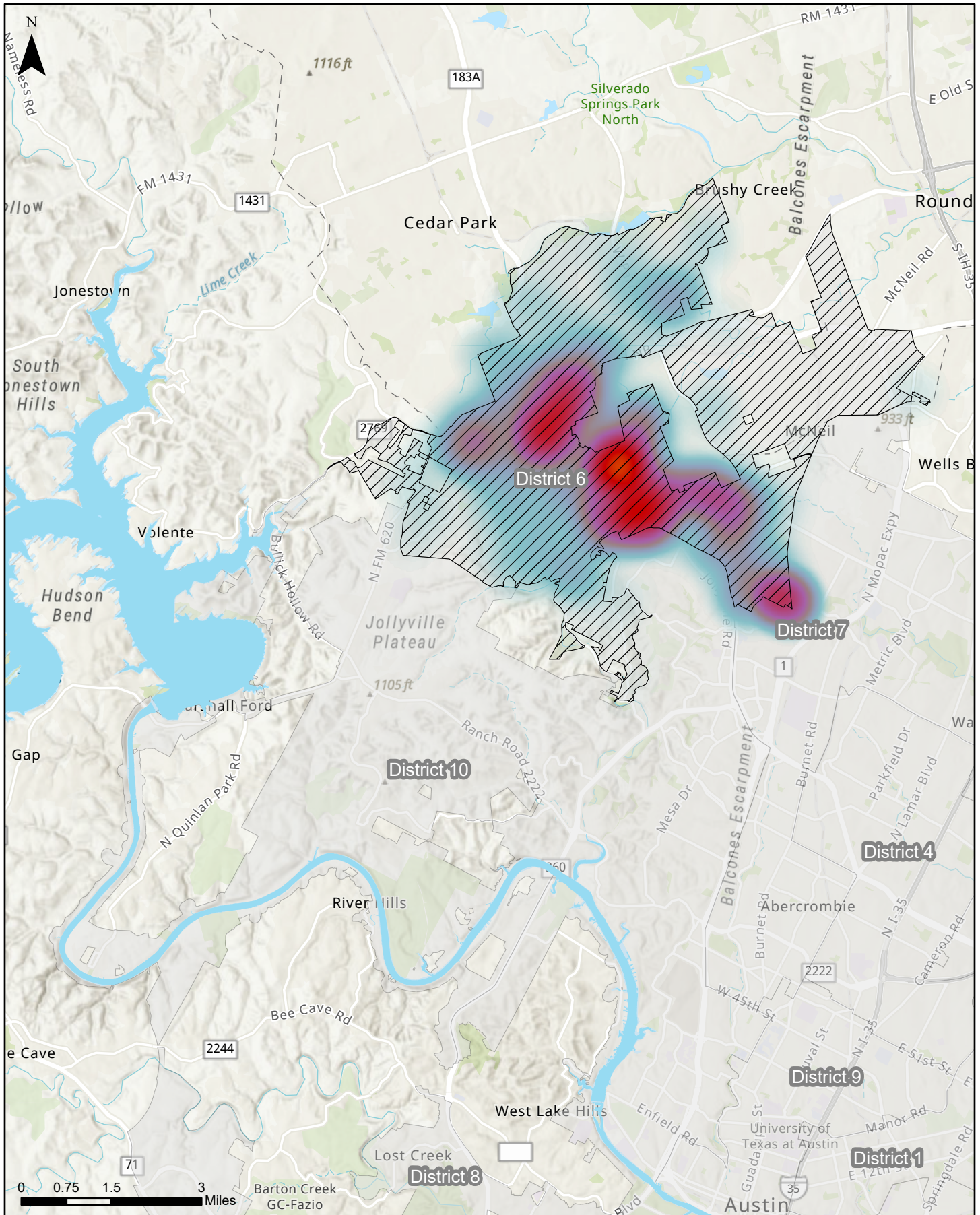
Operating License Complaint Cases by Zoning Designation



Operating License Complaint Case Types



Council District 6



This map examines the density of STR-related code cases opened in Council District 6 between October 1, 2021 and September 30, 2022. The total number of cases opened was 1253.

Sources: AMANDA Case Management Database; GIS DM 2021

 District Boundary
 
 Sparse
 Dense

AUSTIN CODE
DEPARTMENT

Map generated on:
1/9/2023